



Three Stocks That Could Surprise During Earnings Season

Our [Earnings Distortion Scores](#) indicate how likely companies are to beat or miss estimates based on how much their estimates contain unusual gains/losses which cause earnings to be over/understated.

Leveraging these scores, and our “novel dataset” of footnotes disclosures (featured in this [Harvard Business School & MIT Sloan paper](#)), we’ve identified three large-cap stocks that should surprise when they announce earnings over the coming weeks.

Get the best fundamental research

Qualcomm (QCOM) – Earnings Distortion Score: Strong Beat – Earnings Date: 2/5/20 after hours

We previously featured QCOM as a Long Idea on October 16, 2019 in our article “[Novel Dataset Reveals Undervalued Tech Giant](#).” We showed at the time that the company’s earnings were significantly understated and projected that it would [beat expectations](#) when it reported earnings in November.

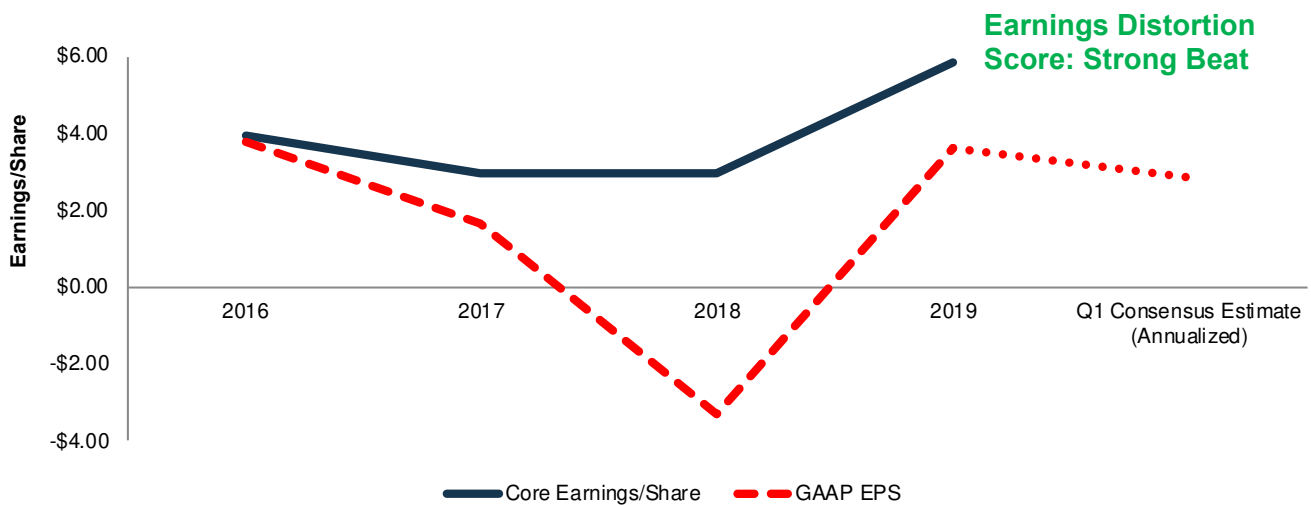
Sure enough, QCOM had a strong earnings beat in Q4, and the stock is up 13% since our article vs. 9% for the S&P 500.

Now, after analyzing the company’s 2019 10-K, we find that its earnings are still understated. In total, we identified \$2.23/share (62% of reported EPS) in net unusual expenses in QCOM’s 2019 results. After removing this earnings distortion from GAAP net income, we see that QCOM’s 2019 core earnings of \$5.83/share are significantly above its GAAP EPS of \$3.60.

The analyst consensus for QCOM’s Q1 2020 earnings is \$0.71/share, which comes out to \$2.84/share on an annualized basis. Based on GAAP earnings, current analysts’ estimates imply a decline of 21% in annualized earnings. Figure 1 shows that, after removing earnings distortion, consensus estimates imply a much more significant decline of 51%.

Figure 1: QCOM Core Earnings Vs. GAAP: 2016-Q1 2020

Core Earnings Reveal Low Expectations



Sources: New Constructs, LLC and company filings



Lam Research (LRCX) – Earnings Distortion Score: Beat – Earnings Date: 1/29/20 after hours

Most recently we featured LRCX in our December 18, 2019 article, "[Two Stocks That Should Beat Earnings Expectations](#)." We've previously featured LRCX as a Long Idea on June 12, 2017 in our article "[Selling Shovels in a Gold Rush: Buy This Sector to Profit From the Internet of Things](#)." We reiterated the stock in our article This Pick and Shovel Stock is Still a Value on [May 23, 2018](#).

Since our original article in June 2017, LRCX is up 92% while the S&P 500 is up 35%.

In our recent article, we pointed out that LRCX's earnings are understated due to earnings distortion and that the stock should Beat earnings based on its Earnings Distortion score.

Over the trailing twelve months (TTM) period, LRCX had -\$139 million in net earnings distortion that cause earnings to be understated.

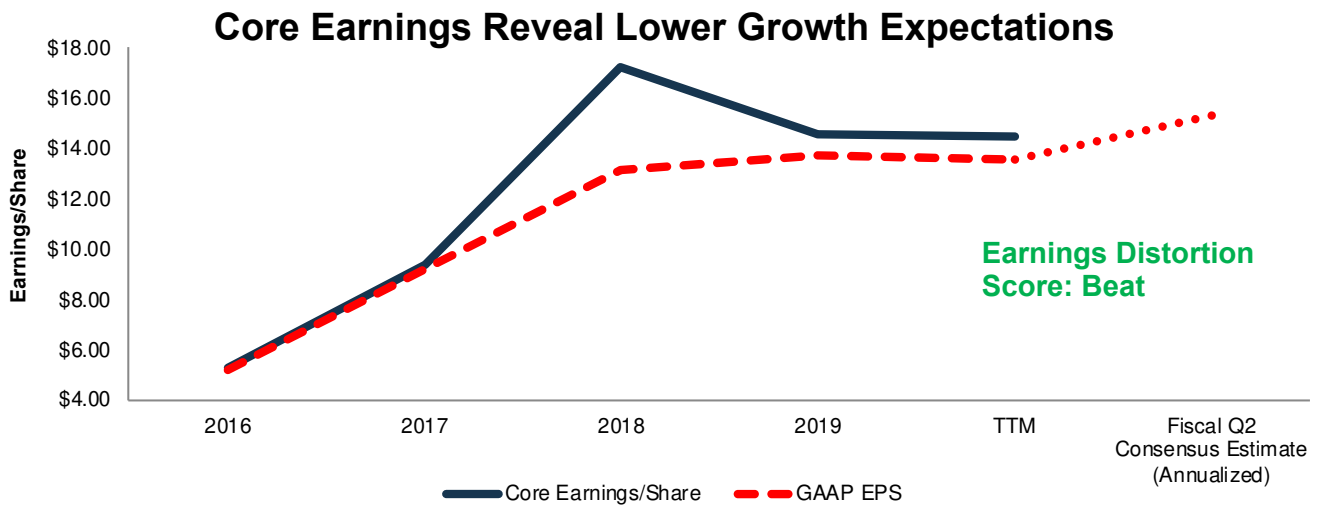
Contributing to this earnings distortion, LRCX disclosed a [\\$64 million](#) (<1% of assets) tax charge as a result of U.S. tax reform in its 2019 10-K.

In total, we identified \$0.89/share (7% of TTM reported EPS) in earnings distortion in LRCX's TTM results. After removing this earnings distortion from GAAP net income, we see that LRCX's core earnings of \$14.48/share are significantly above its GAAP EPS of \$13.59.

The analyst consensus for LRCX's fiscal Q2 earnings is \$3.84/share, which comes out to \$15.36/share on an annualized basis. Based on GAAP earnings, current analysts' estimates imply a 13% increase in annualized earnings. Figure 2 shows that, after removing earnings distortion, consensus estimates imply a much lower increase of just 6%.

Increasing the likelihood that LRCX beats earnings expectations, its comp for the upcoming quarter – 2Q 2020 – should be especially favorable. In the year ago quarter, the company disclosed a [\\$22 million](#) loss on deferred compensation plan assets. Taken together, LRCX looks well set up to beat expectations.

Figure 2: LRCX Core Earnings Vs. GAAP: 2016-Fiscal Q2 2020



Sources: New Constructs, LLC and company filings

Pfizer (PFE) – Earnings Distortion Score: Strong Miss – Earnings Date: 1/28/20 before open

PFE's earnings are overstated due to earnings distortion and the stock should strongly miss earnings based on its Earnings Distortion score.

Over the trailing twelve months (TTM) period, PFE had \$5.3 billion in net earnings distortion that cause earnings to be overstated. The most notable unusual income stems from an [\\$8.1 billion](#) gain on the completion of the Consumer Healthcare joint venture with GlaxoSmithKline (GSK), reported in 3Q19.

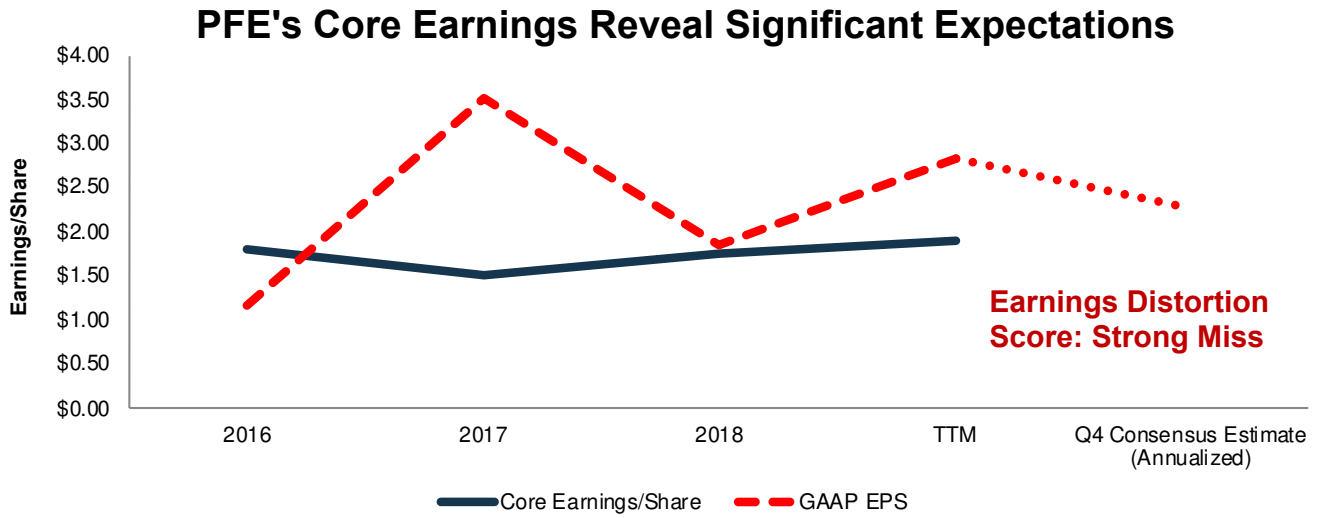
This unusual income was partially offset by non-recurring expenses, such as [\\$3.1 billion](#) in asset impairments in PFE's 2018 10-K.



In total, we identified \$0.93/share (33% of TTM reported EPS) in earnings distortion in PFE's TTM results. After removing this earnings distortion from GAAP net income, we see that PFE's core earnings of \$1.89/share are significantly below its GAAP EPS of \$2.82.

The analyst consensus for PFE's Q4 earnings is \$0.57/share, which comes out to \$2.28/share on an annualized basis. Based on GAAP earnings, current analysts' estimates imply a 19% decrease in annualized earnings. Figure 3 shows that, after removing earnings distortion, consensus estimates imply a much higher and more optimistic increase of 20%.

Figure 3: PFE Core Earnings Vs. GAAP: 2016- Q4 2019



Sources: New Constructs, LLC and company filings

This article originally published on [January 17, 2020](#).

Disclosure: David Trainer, Kyle Guske II, and Sam McBride receive no compensation to write about any specific stock, sector or theme.

Follow us on [Twitter](#), [Facebook](#), [LinkedIn](#), and [StockTwits](#) for real-time alerts on all our research.



Footnotes adjustments matter. We are the ONLY source.

We provide ratings, models, reports & screeners on U.S. 3,000 stocks, 700 ETFs and 7,000 mutual funds.

[HBS & MIT Sloan research](#) reveals that:

- **Markets are inefficiently assessing earnings because no one reads the footnotes.**
- **Corporate managers hide gains/losses in footnotes to manage earnings.**
- **Our technology brings the material footnotes data to market for the first time ever.**

Combining human expertise with NLP/ML/AI technologies ([featured by Harvard Business School](#)), we shine a light in the dark corners (e.g. footnotes) of hundreds of thousands of financial filings to unearth critical details.

The HBS & MIT Sloan paper, [Core Earnings: New Data and Evidence](#), shows how our superior data drives uniquely comprehensive and independent debt and equity research.

This [paper](#) compares our analytics on a mega cap company to other major providers. The Appendix details exactly how we stack up.

[Learn more.](#)

Quotes from HBS & MIT Sloan professors on our research:

Get better research:

“...the NC dataset provides a novel opportunity to study the properties of non-operating items disclosed in 10-Ks, and to examine the extent to which the market impounds their implications.” – page 20

Pick better stocks:

“Trading strategies that exploit cross-sectional differences in firms’ transitory earnings produce abnormal returns of 7-to-10% per year.” – Abstract

Avoid losses from using other firms’ data:

“...many of the income-statement-relevant quantitative disclosures collected by NC do not appear to be easily identifiable in Compustat...” – page 14

Build better models:

“Core Earnings [calculated using New Constructs’ novel dataset] provides predictive power for various measures of one-year-ahead performance...that is incremental to their current-period counterparts.” – page 4

Exploit market inefficiencies:

“These results ... suggest that the adjustments made by analysts and Compustat to better capture core earnings are incomplete. Moreover, the non-core items identified by NC produce a measure of core earnings that is incremental to alternative measures of operating performance in predicting an array of future income measures.” – page 26

Fulfill fiduciary duties:

“An appropriate measure of accounting performance for purposes of forecasting future performance requires detailed analysis of all quantitative performance disclosures detailed in the annual report, including those reported only in the footnotes and in the MD&A.” – page 33-34



DISCLOSURES

New Constructs®, LLC (together with any subsidiaries and/or affiliates, "New Constructs") is an independent organization with no management ties to the companies it covers. None of the members of New Constructs' management team or the management team of any New Constructs' affiliate holds a seat on the Board of Directors of any of the companies New Constructs covers. New Constructs does not perform any investment or merchant banking functions and does not operate a trading desk.

New Constructs' Stock Ownership Policy prevents any of its employees or managers from engaging in Insider Trading and restricts any trading whereby an employee may exploit inside information regarding our stock research. In addition, employees and managers of the company are bound by a code of ethics that restricts them from purchasing or selling a security that they know or should have known was under consideration for inclusion in a New Constructs report nor may they purchase or sell a security for the first 15 days after New Constructs issues a report on that security.

DISCLAIMERS

The information and opinions presented in this report are provided to you for information purposes only and are not to be used or considered as an offer or solicitation of an offer to buy or sell securities or other financial instruments. New Constructs has not taken any steps to ensure that the securities referred to in this report are suitable for any particular investor and nothing in this report constitutes investment, legal, accounting or tax advice. This report includes general information that does not take into account your individual circumstance, financial situation or needs, nor does it represent a personal recommendation to you. The investments or services contained or referred to in this report may not be suitable for you and it is recommended that you consult an independent investment advisor if you are in doubt about any such investments or investment services.

Information and opinions presented in this report have been obtained or derived from sources believed by New Constructs to be reliable, but New Constructs makes no representation as to their accuracy, authority, usefulness, reliability, timeliness or completeness. New Constructs accepts no liability for loss arising from the use of the information presented in this report, and New Constructs makes no warranty as to results that may be obtained from the information presented in this report. Past performance should not be taken as an indication or guarantee of future performance, and no representation or warranty, express or implied, is made regarding future performance. Information and opinions contained in this report reflect a judgment at its original date of publication by New Constructs and are subject to change without notice. New Constructs may have issued, and may in the future issue, other reports that are inconsistent with, and reach different conclusions from, the information presented in this report. Those reports reflect the different assumptions, views and analytical methods of the analysts who prepared them and New Constructs is under no obligation to insure that such other reports are brought to the attention of any recipient of this report.

New Constructs' reports are intended for distribution to its professional and institutional investor customers. Recipients who are not professionals or institutional investor customers of New Constructs should seek the advice of their independent financial advisor prior to making any investment decision or for any necessary explanation of its contents.

This report is not directed to, or intended for distribution to or use by, any person or entity who is a citizen or resident of or located in any locality, state, country or jurisdiction where such distribution, publication, availability or use would be contrary to law or regulation or which would be subject New Constructs to any registration or licensing requirement within such jurisdiction.

This report may provide the addresses of websites. Except to the extent to which the report refers to New Constructs own website material, New Constructs has not reviewed the linked site and takes no responsibility for the content therein. Such address or hyperlink (including addresses or hyperlinks to New Constructs own website material) is provided solely for your convenience and the information and content of the linked site do not in any way form part of this report. Accessing such websites or following such hyperlink through this report shall be at your own risk.

All material in this report is the property of, and under copyright, of New Constructs. None of the contents, nor any copy of it, may be altered in any way, copied, or distributed or transmitted to any other party without the prior express written consent of New Constructs. All trademarks, service marks and logos used in this report are trademarks or service marks or registered trademarks or service marks of New Constructs.

Copyright New Constructs, LLC 2003 through the present date. All rights reserved.