



Cash Going Up in Smoke

We put Cronos Group Inc. (CRON: \$3/share) in the [Danger Zone](#) in [October 2019](#). Since our report, the stock has outperformed the S&P 500 as a short by 97%. Even after falling 86% from its 2019 high and 29% year-to-date, we think the stock has much more downside.

This report leverages our cutting-edge [Robo-Analyst technology](#) to deliver [proven-superior](#) fundamental research and support more cost-effective fulfillment of the [fiduciary duty of care](#)¹.

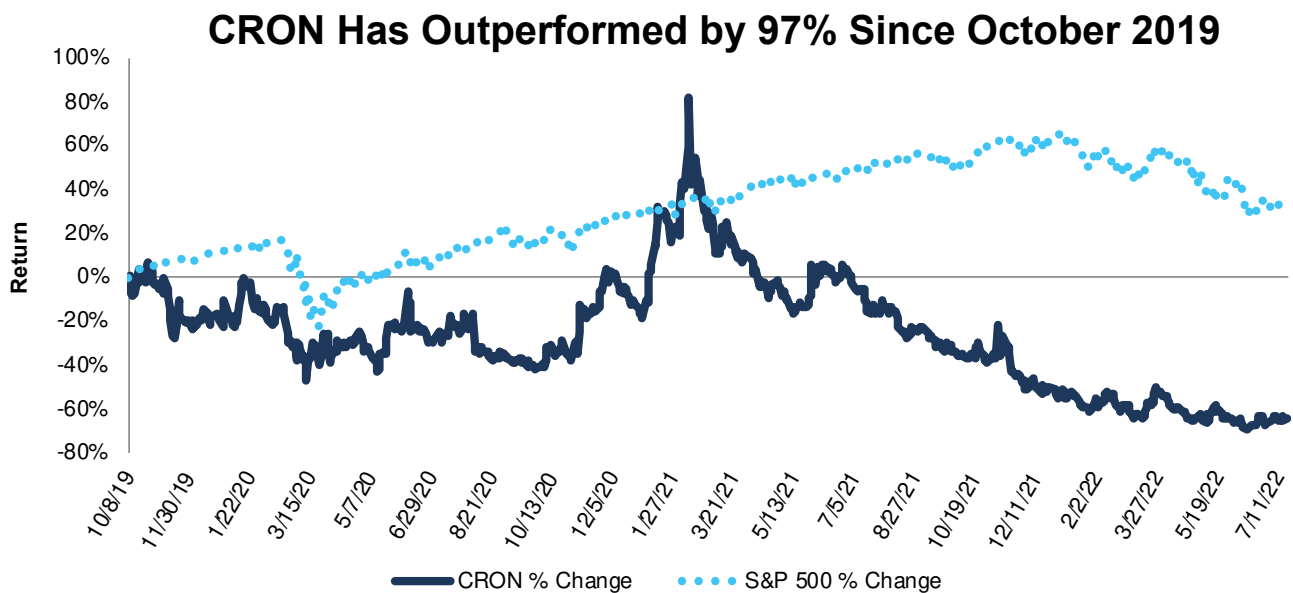
Learn more about the best fundamental research

Cannabis stocks experienced a bubble and a burst in 2019, then staged a false rally in 2021 that has left prices falling for the past fifteen months. After a burnout like that, one might expect to find deals galore, and value investors are shopping the sector in earnest. Even after large declines, betting on these companies beating the expectations baked into their stocks' prices isn't for the sober minded. We warn investors against entering these value traps (look forward to more on this topic) until the industry experiences a wave of consolidation and the smoke has cleared.

CRON Is Still Risky Based on the Company's:

- profitless growth
- cash-burning business
- stock could be worth as little as \$1/share

Figure 1: Performance: From Date of Publication Through 7/18/2022



Sources: New Constructs, LLC

Why We're Keeping Cronos in the Danger Zone

Given the issues we highlighted in our [original report](#) such as Cronos' misleading GAAP earnings and [non-GAAP](#) metrics, unsustainable revenue growth rates, poor profitability, lack of scale, and expensive valuation of its stock, the stock's underperformance comes as no surprise.

¹ Our research utilizes our [Core Earnings](#), a more reliable measure of profits, as proven in [Core Earnings: New Data & Evidence](#), written by professors at Harvard Business School (HBS) & MIT Sloan and published in [The Journal of Financial Economics](#).

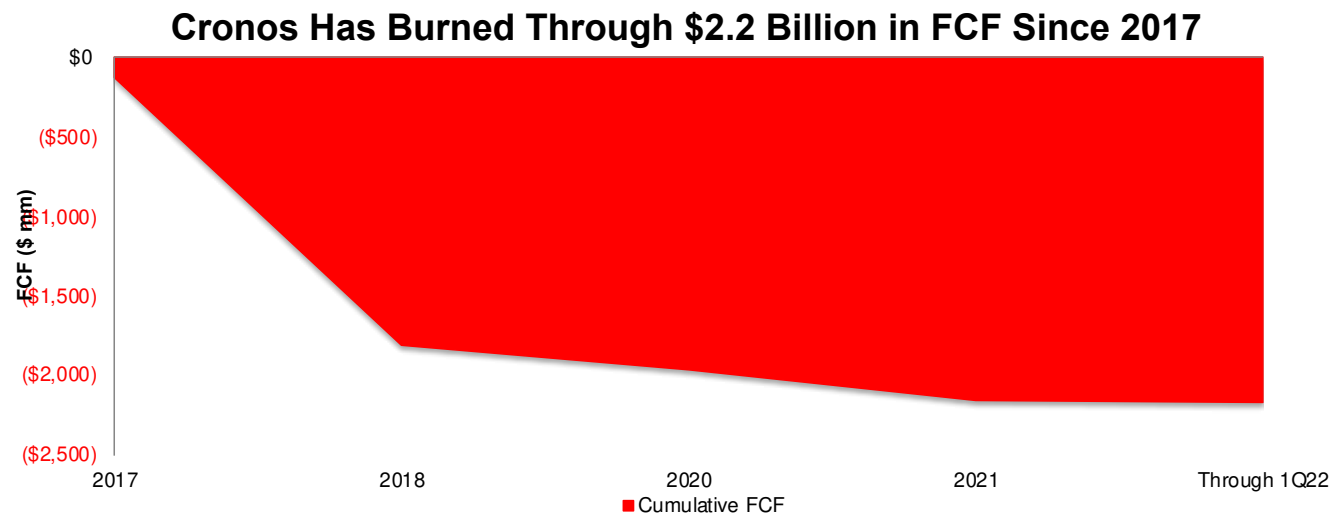


As anticipated, Cronos' year-over-year (YoY) revenue growth rate has significantly slowed from 258% in 2018. The company's trailing-twelve-month (TTM) revenue rose just 74% in 1Q22. Even more concerning for the company is its deteriorating profitability. Cronos' [Core Earnings](#) fell from -\$7 million in 2017 to -\$168 million over the TTM.

The company's return on invested capital ([ROIC](#)) has fallen from -8% in 2019 to -10% TTM. Cronos' falling ROIC drove its [economic earnings](#) from -\$173 million to -\$298 over the same time.

Cronos' operation is also a significant cash burner. Per Figure 2, since 2017, the company has burned -\$2.2 billion (2x its current market cap) in free cash flow ([FCF](#)). As we've recently shown with zombie stocks like [Carvana](#) (CVNA), [Freshpet](#) (FRPT), and [Peloton](#) (PTON), companies that burn through cash are extremely risky in this market environment.

Figure 2: Cronos' Cumulative Free Cash Flow: 2017 – 1Q22



Sources: New Constructs, LLC and company filings

Reverse DCF Math: Cronos' Shares Have Further to Fall

Below we use our [reverse discounted cash flow \(DCF\) model](#) to analyze the future cash flow expectations baked into Cronos' stock price. We also provide an additional scenario to highlight the downside potential in shares if Cronos' revenue grows at more reasonable rates.

If we assume Cronos':

- net operating profit after tax ([NOPAT](#)) margin immediately improves to 10% (more than double the 4% margin of farming companies under coverage², compared to Cronos' -173% margin in fiscal 2021,
- revenue grows at 56% in 2022 and 38% in 2023 (equal to consensus), and
- revenue grows 24% compounded annually from 2024 – 2031, then

the stock would be worth \$3/share today – equal to the current stock price.

In this [scenario](#), Cronos would generate \$1.1 billion in revenue in 2031, which is 11x its TTM revenue and 12x its 2021 revenue.

Keep in mind, the number of companies that grow revenue by 20%+ compounded annually for such a long period are "[unbelievably rare](#)", making the expectations in Cronos' share price outright unrealistic. In a more realistic scenario, detailed below, the stock has large downside risk.

² Farming companies include Alico (ALCO), Cal-Maine Foods (CALM), Corteva (CTVA), Fresh Del Monte Produce (FDP), Limoneira Company (LMNR), Phibro Animal Health Corp (PAHC), SiteOne Landscape Supply (SITE), and The Andersons (ANDE).



CRON Has 67%+ Downside if Consensus Is Right

We perform a second DCF scenario to highlight the downside risk to owning Cronos should it grow at consensus revenue estimates. If we assume Cronos’:

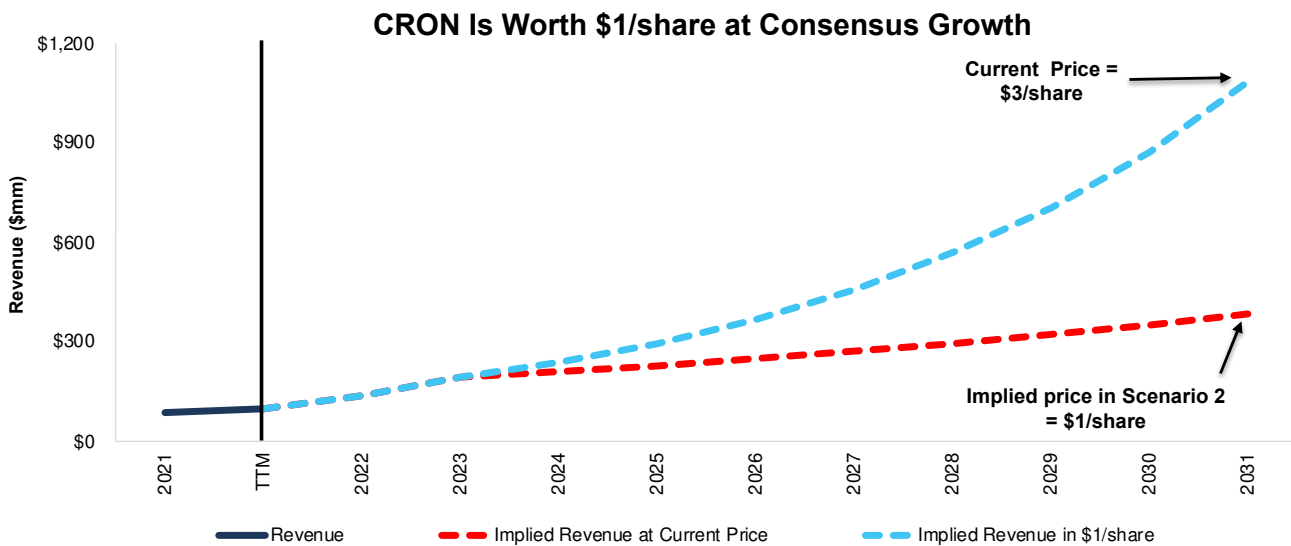
- NOPAT margin improves to -5% in 2022, 0% in 2023, 5% in 2024, and 10% from 2025 – 2031,
- revenue grows at consensus rates in 2022 and 2023, and
- revenue grows 9% a year in 2025-2031, then

the stock would be worth just **\$1/share today** – a 67% downside to the current price. This scenario still implies Cronos’ revenue grows to \$386 million in 2031.

If Cronos fails to achieve the revenue growth or margin improvement we assume for this scenario, the downside risk in the stock would be even higher.

Figure 3 compares Cronos’ historical revenue to the revenue implied by each of the above DCF scenarios.

Figure 3: Cronos’ Historical and Implied Revenue: DCF Valuation Scenarios



Sources: New Constructs, LLC and company filings.

Each of the above scenarios also assumes Cronos grows revenue, NOPAT, and FCF without increasing working capital or fixed assets. This assumption is highly unlikely but allows us to create best-case scenarios that demonstrate the expectations embedded in the current valuation. For reference, Cronos’ invested capital has increased 118% compounded annually since 2017. If we assume Cronos’ invested capital increases at a similar historical rate, the stock’s downside risk is even larger.

This article originally published on [July 20, 2022](#).

Disclosure: David Trainer, Kyle Guske II, Matt Shuler, and Brian Pellegrini receive no compensation to write about any specific stock, style, or theme.

Follow us on [Twitter](#), [Facebook](#), [LinkedIn](#), and [StockTwits](#) for real-time alerts on all our research.



It's Official: We Offer the Best Fundamental Data in the World

Many firms claim their research is superior, but none of them can prove it with independent studies from highly-respected institutions as we can. Three different papers from both the public and private sectors show:

1. Legacy fundamental datasets suffer from significant inaccuracies, omissions and biases.
2. Only our “novel database” enables investors to overcome these flaws and apply [reliable](#) fundamental data in their research.
3. Our proprietary measures of [Core Earnings](#) and [Earnings Distortion](#) materially improve stock picking and forecasting of profits.

Best Fundamental Data in the World

Forthcoming in [The Journal of Financial Economics](#), a top peer-reviewed journal, [Core Earnings: New Data & Evidence](#) proves our Robo-Analyst technology overcomes material shortcomings in legacy firms’ data collection processes to provide superior [fundamental data](#), [earnings](#) models, and [research](#). More [details](#).

Key quotes from the paper:

- “[New Constructs’] *Total Adjustments* differs significantly from the items identified and excluded from Compustat’s adjusted earnings measures. For example... 50% to 70% of the variation in *Total Adjustments* is not explained by *S&P Global’s (SPGI) Adjustments* individually.” – pp. 14, 1st para.
- “A final source of differences [between New Constructs’ and S&P Global’s data] is due to data collection oversights...we identified cases where Compustat did not collect information relating to firms’ income that is useful in assessing core earnings.” – pp. 16, 2nd para.

Superior Models

A top accounting firm features the superiority of our ROIC, NOPAT and Invested Capital research to Capital IQ & Bloomberg’s in [Getting ROIC Right](#). See the [Appendix](#) for direct comparison details.

Key quotes from the paper:

- “...an accurate calculation of ROIC requires more diligence than often occurs in some of the common, off-the-shelf ROIC calculations. Only by scouring the footnotes and the MD&A [as New Constructs does] can investors get an accurate calculation of ROIC.” – pp. 8, 5th para.
- “The majority of the difference...comes from New Constructs’ machine learning approach, which leverages technology to calculate ROIC by applying accounting adjustments that may be buried deeply in the footnotes across thousands of companies.” – pp. 4, 2nd para.

Superior Stock Ratings

Robo-Analysts’ stock ratings outperform those from human analysts as shown in this [paper](#) from Indiana’s Kelley School of Business. Bloomberg features the paper [here](#).

Key quotes from the paper:

- “the portfolios formed following the buy recommendations of Robo-Analysts earn abnormal returns that are statistically and economically significant.” – pp. 6, 3rd para.
- “Our results ultimately suggest that Robo-Analysts are a valuable, alternative information intermediary to traditional sell-side analysts.” – pp. 20, 3rd para.

Our mission is to provide the best fundamental analysis of public and private businesses in the world and make it affordable for all investors, not just Wall Street insiders.

We believe every investor deserves to know the whole truth about the profitability and valuation of any company they consider for investment. More details on our cutting-edge technology and how we use it are [here](#).



DISCLOSURES

New Constructs®, LLC (together with any subsidiaries and/or affiliates, "New Constructs") is an independent organization with no management ties to the companies it covers. None of the members of New Constructs' management team or the management team of any New Constructs' affiliate holds a seat on the Board of Directors of any of the companies New Constructs covers. New Constructs does not perform any investment or merchant banking functions and does not operate a trading desk.

New Constructs' Stock Ownership Policy prevents any of its employees or managers from engaging in Insider Trading and restricts any trading whereby an employee may exploit inside information regarding our stock research. In addition, employees and managers of the company are bound by a code of ethics that restricts them from purchasing or selling a security that they know or should have known was under consideration for inclusion in a New Constructs report nor may they purchase or sell a security for the first two days after New Constructs issues a report on that security.

DISCLAIMERS

The information and opinions presented in this report are provided to you for information purposes only and are not to be used or considered as an offer or solicitation of an offer to buy or sell securities or other financial instruments. New Constructs has not taken any steps to ensure that the securities referred to in this report are suitable for any particular investor and nothing in this report constitutes investment, legal, accounting or tax advice. This report includes general information that does not take into account your individual circumstance, financial situation or needs, nor does it represent a personal recommendation to you. The investments or services contained or referred to in this report may not be suitable for you and it is recommended that you consult an independent investment advisor if you are in doubt about any such investments or investment services.

Information and opinions presented in this report have been obtained or derived from sources believed by New Constructs to be reliable, but New Constructs makes no representation as to their accuracy, authority, usefulness, reliability, timeliness or completeness. New Constructs accepts no liability for loss arising from the use of the information presented in this report, and New Constructs makes no warranty as to results that may be obtained from the information presented in this report. Past performance should not be taken as an indication or guarantee of future performance, and no representation or warranty, express or implied, is made regarding future performance. Information and opinions contained in this report reflect a judgment at its original date of publication by New Constructs and are subject to change without notice. New Constructs may have issued, and may in the future issue, other reports that are inconsistent with, and reach different conclusions from, the information presented in this report. Those reports reflect the different assumptions, views and analytical methods of the analysts who prepared them and New Constructs is under no obligation to insure that such other reports are brought to the attention of any recipient of this report.

New Constructs' reports are intended for distribution to its professional and institutional investor customers. Recipients who are not professionals or institutional investor customers of New Constructs should seek the advice of their independent financial advisor prior to making any investment decision or for any necessary explanation of its contents.

This report is not directed to, or intended for distribution to or use by, any person or entity who is a citizen or resident of or located in any locality, state, country or jurisdiction where such distribution, publication, availability or use would be contrary to law or regulation or which would be subject New Constructs to any registration or licensing requirement within such jurisdiction.

This report may provide the addresses of websites. Except to the extent to which the report refers to New Constructs own website material, New Constructs has not reviewed the linked site and takes no responsibility for the content therein. Such address or hyperlink (including addresses or hyperlinks to New Constructs own website material) is provided solely for your convenience and the information and content of the linked site do not in any way form part of this report. Accessing such websites or following such hyperlink through this report shall be at your own risk.

All material in this report is the property of, and under copyright, of New Constructs. None of the contents, nor any copy of it, may be altered in any way, copied, or distributed or transmitted to any other party without the prior express written consent of New Constructs. All trademarks, service marks and logos used in this report are trademarks or service marks or registered trademarks or service marks of New Constructs.

Copyright New Constructs, LLC 2003 through the present date. All rights reserved.